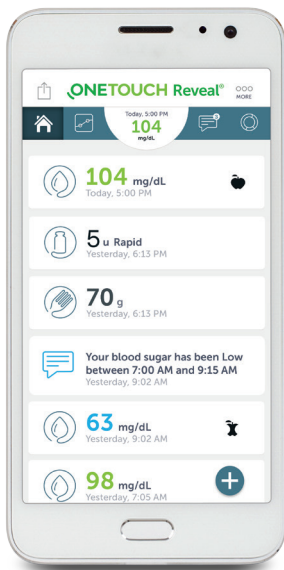


Getting Started with the OneTouch Reveal® app

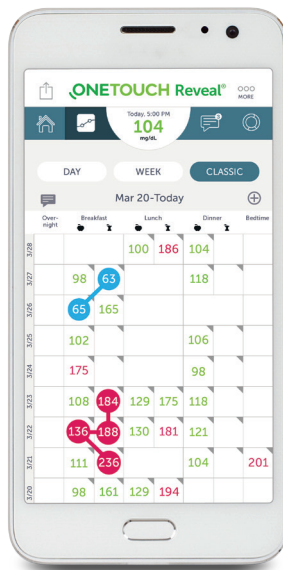


The OneTouch Reveal® app changes the way you see your blood sugar

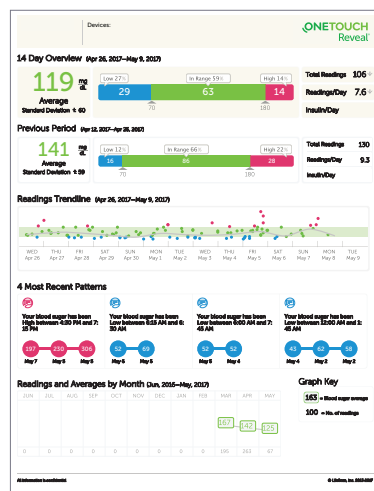
- Sync data, seamlessly, from your **OneTouch Verio Flex®** meter directly to your smartphone
- Draws a timeline of important blood sugar events and activities
- **ColorSure™** technology transforms data into quick visual snapshots that connect your blood sugar with food, insulin and activity
- Helps you see and share progress with your family, friends, or your trusted care network



Timeline of important events



Visual logbook



See and share Progress Reports




Let's get started...

1. Download the FREE OneTouch Reveal® app

- Visit the app store on your mobile device, search "OneTouch Reveal", then install the app



2. Activate Bluetooth® on your OneTouch Verio Flex® meter

- Press the  button to turn your meter on
- Press the  and  buttons at the same time to activate Bluetooth®

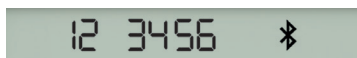


 **Bluetooth®**

Don't forget to also activate Bluetooth® on your mobile device.

3. Connect

- Open the OneTouch Reveal® app on your mobile device and follow the on-screen instructions
- When prompted, enter the PIN shown on your meter screen into your mobile device and tap **Pair**



Example of a PIN number



You can also view your account on your computer at OneTouchReveal.com

Now you're ready to test and sync!

Discover more at OneTouch.com or call 1 866 693-0599.